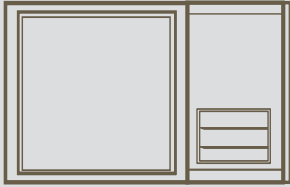


BASEMENT

PREMIUM VINYL REPLACEMENT WINDOW



FEATURES & BENEFITS

- ▶ **Weather resistant, fully welded frame and sash** is strong, durable, and maintenance free.
- ▶ **Heavy-duty latch and keeper** provide enhanced security to your home's basement.
- ▶ **Slope step sill** allows for easier water drainage.
- ▶ **Stainless steel hinge assembly** for durability and ease of operation.
- ▶ **Optional dryer vent** includes a 4" diameter aluminum pipe and collar.
- ▶ **Dryer vent** can be field mulled to other Ideal Windows offering versatility and style.



FEATURES & SPECIFICATIONS



FRAME

- Virgin vinyl frame and sash are fusion welded to provide precise tolerances.
- Beveled frame adds a stylish, clean appearance.

SASH

- Sash tilts inward with easy turn and tilt lock for cleaning and ventilation.

WEATHERSTRIPPING

- Heavy weatherstripping and fin seal woolpile reduces air, water, and noise infiltration.

GLASS

- Energy efficient 7/8" insulated glass provides year round comfort. Glazing options available.
- Warm Edge Intercept™ spacer reduces condensation, stress cracks and seal failures.

HARDWARE

- Double locks over 25 3/4" for added security.

SCREEN

- Electrostatic painted, extruded aluminum screen is color matched.

COLOR OPTIONS



Two-Tone colors on the outside and linen white on the inside.

ENERGY-SAVING PACKAGE OPTION

Optional Low E glass and Argon filled airspaces provide increased resistance to temperature fluctuations and help keep your home comfortable year round. Additional packages available.



OPTIONS


GRIDS BETWEEN THE GLASS (GBG)



Enjoy the look of divided lites without the maintenance. Grids are placed between two panes of insulated glass, making cleaning a snap.

Select from a **contour** or **flat** grid


GLASS OPTIONS



Obscure Glass

ULTRAVUE SCREEN

This excellent visibility insect screen provides better clarity and more light through your windows.



STRUCTURAL PERFORMANCE

The windows have been tested to the AAMA/WDMA/CSA 101/1.S 2/A440 standard for product performance. A higher PG or DP rating indicates the product has passed higher performance requirements to the AAMA/WDMA/CSA 101/1.S 2/A440 testing standard.

Type	Size	Rating
Hopper	32" x 14"	DP 60

OPTIONAL DRYER VENT

No need to make holes in your walls with this optional dryer vent. The vent is recessed for added protection from the weather while the trimline quiet louver won't clatter. Designed to keep insects, rodents, and cold air outside of the home.




- ▶ Includes 4" diameter pipe and collar.
- ▶ Can be placed on either side of the window to meet specific requirements of the home.
- ▶ Dryer vent can also be attached to other windows offering versatility.
- ▶ Multiple vent connection available.

Louver will be white. Insulated panel will match exterior color.




*Double Hung
Bottom Mount*



*Double Hung
Side Mount*



Picture Window



Sliders

Dryer vents are shipped separately for these models.

Ideal Window Mfg.
100 West 7th Street • Bayonne, NJ 07002
Tel: 800-631-3400 • Fax: 800-758-7528

www.idealwindow.com

