


CASEMENT

PREMIUM VINYL REPLACEMENT WINDOW



FEATURES & BENEFITS

- ▶ **Exclusive multi-point locking system** aligns the sash up against the frame tightly ensuring security and a weather-tight seal.
- ▶ **E-Guard® coated hardware protects longer** than zinc plate finishes, providing a newer look for years to come.
- ▶ **The Encore® folding handle** offers a smooth, more contemporary look with less interference with window treatments.
- ▶ Optional **stainless steel hardware** available for coastal applications.
- ▶ Optional **Egress hinge** available.
- ▶ **Available in single or multiple vent units.** 1,2,3,4 or 5 lite configurations available.
- ▶ **LIMITED LIFETIME WARRANTY**



FEATURES & SPECIFICATIONS



Folding Handle



Optional Stainless Steel Hardware



Multi-Point Lock



Stylish Beveled Frame



Continuous Master Frame



Optional New Construction Fin

FRAME

- Virgin vinyl frame and sash are fusion welded to provide precise tolerances.
- Optional new construction frame with nailing fin and j-channel available.

SASH

- Stylish beveled sash adds curb appeal to any home.

WEATHERSTRIPPING

- Q-Lon weatherstripping eliminates air, water and noise infiltration.

GLASS

- Energy efficient 7/8" insulated glass provides year round comfort.
- Several energy packages available.

HARDWARE

- Multiple hardware options provides a smooth sash operation.
- Multi-point locking system features 2,3 or 4 keepers ensuring a weather-tite seal.

SCREEN

- Electrostatic painted, extruded aluminum screen is color matched.

COLOR OPTIONS



Linen

Almond

Clay/Linen

Brown/Linen

Bronze/Linen

Oak/Linen

Cherry/Linen

Two-Tone colors on the outside and linen white on the inside.
Oak colors on the inside and linen white on the outside.

Note: Oak colors only available as replacement.

GLASS OPTIONS



OBSCURE GLASS



LIFT AND TILT PRIVACY BLINDS

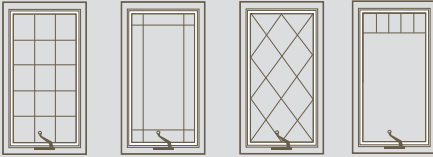


ENERGY-SAVING PACKAGES

Ideal offers a range of energy-saving glass packages that meet or exceed the ENERGY STAR® requirements. Our R-5 window package qualifies for the U.S. Department of Energy's stringent Building Technologies Program for Highly Efficient R-5 Windows.

R-5	Energy Gold Plus	Energy Gold	Energy Smart
Triple pane Insulated Glass	Double Strength Dual pane Insulated Glass	Dual pane Insulated Glass	Dual pane Insulated Glass
Two surfaces of soft-coat LowE Glass. A blend of 45% Argon Gas and 45% Krypton Gas fills the sealed airspace. Frame and sash are foam filled. Warm Edge Intercept Spacer.	Two surfaces of soft-coat LowE Glass. Airspace filled with Argon Gas. Frame and sash are foam filled. DuraLite Spacer.	One surface of soft-coat LowE Glass. Airspace filled with Argon Gas. Frame and sash are foam filled. Warm Edge Intercept Spacer.	One surface of soft-coat LowE Glass. Airspace filled with Argon Gas. Ultra® Intercept Spacer.

WINDOW GRIDS



Colonial Prairie Diamond Craftsman

GRIDS BETWEEN THE GLASS (GBG)



Enjoy the look of divided lites without the maintenance. Grids are placed between two panes of insulated glass, making cleaning a snap.

Select from a **contour** or **flat** grid

SIMULATED DIVIDED LITES (SDL)

Our SDL option includes contour grids mounted on the exterior of the glass with a high bond adhesive system. A shadow bar placed between the panes of insulated glass completes the look.



SDL
Simulated Divided Lites

Note:
SDLs not available on diamond grid pattern.




PENCIL GRIDS

Select from pewter or gold-tone.

ULTRAVUE SCREEN

This excellent visibility insect screen provides better clarity and more light through your windows.



THERMAL PERFORMANCE

NFRC's labels provide product-specific performance ratings for technical qualities such as U-Factor (the rate of heat loss from your home through the window during the winter), and Solar Heat Gain Coefficient (how much heat your house gains from the sun during the summer.) The NFRC label on a window gives consistent ratings that can help consumers determine both Winter and Summer performance characteristics. Look for low U-factor and SHGC numbers for highest efficiency performance.

Glass Package	U-Factor	SHGC	VT	CRF
Energy Smart	0.29	0.25	0.44	0.61
Energy Gold	0.29	0.25	0.44	0.59
Energy Gold Plus	0.25	0.20	0.35	0.52
R5	0.21	0.21	0.33	0.70

STRUCTURAL PERFORMANCE

This window has been tested to the AAMA/WDMA/CSA 101/I.S 2/A440 standard for product performance. A higher PG or DP rating indicates the product has passed higher performance requirements to the AAMA/WDMA/CSA 101/I.S 2/A440 testing standard.

Type	Size	Rating
Casement	32" x 60"	DP 60

Ideal Window Mfg.
100 West 7th Street • Bayonne, NJ 07002
Tel: 800-631-3400 • Fax: 800-758-7528

www.idealwindow.com

