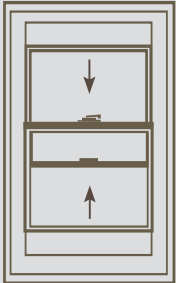


DuraWeld


Premium Vinyl Replacement Series

DOUBLE HUNG REPLACEMENT WINDOW



FEATURES & BENEFITS

- ▶ **Stepped, sloped sill** minimizes air infiltration and ensures quick water drainage.
- ▶ **Dual seal, dedicated head jamb** features an anti-drift snubber, which “snaps” the top sash into place.
- ▶ Top and bottom sashes feature a **clean, curved lift rail**.
- ▶ **Teflon coated stainless steel constant force balance system** allows sashes to be raised and lowered with ease – Larger sash sizes are easily accommodated by tandem or triple balances.
- ▶ **Balance covers** conceal balances and provide interior with a finished look.
- ▶ **Extruded aluminum half screen.**
- ▶ **LIMITED LIFETIME WARRANTY**



FEATURES & SPECIFICATIONS



Beveled Frame



Stylish Lock



Curved Lift Rails



Slim Line Tilt Latches

FRAME

- Beveled exterior frame adds an elegant, clean appearance.
- 3 1/4” frame depth.
- Welded corners provide an additional air and water tight barrier for a home.

SASH

- Overlapping interlocking sashes provide maximum view and ensure positive sash-to-sash contact providing superior strength and durability while enhancing thermal performance.

WEATHERSTRIPPING

- Dual weather-stripping seals on all sash-to-sash and sash-to-frame contact points ensuring protection from the elements.
- The sashes are processed to allow the weather-stripping to run the full width or height of the sash.

GLASS

- Energy efficient 7/8” insulated glass provides year round comfort.
- Several energy options available.
- Warm Edge Intercept™ spacer reduces condensation, stress cracks and seal failures.
- Energy Smart package available featuring Ultra® Intercept Spacer.

HARDWARE

- Cam action lock(s) and keeper(s) draw meeting rails together for a tighter seal.
- 2 locks on all windows 26” and over.

SCREEN

- Electrostatic painted, extruded aluminum screen is color matched.
- Full screen available.

GLASS OPTIONS



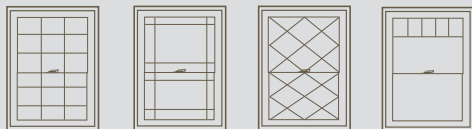
OBSCURE GLASS

COLOR OPTIONS



Linen

WINDOW GRIDS



Colonial

Prairie

Diamond


Craftsman

GRIDS BETWEEN THE GLASS (GBG)



Enjoy the look of divided lites without the maintenance. Grids are placed between two panes of insulated glass, making cleaning a snap.

Select from a **contour** or **flat** grid




PENCIL GRIDS

Select from pewter or gold-tone.

ULTRAVUE SCREEN

This excellent visibility insect screen provides better clarity and more light through your windows.

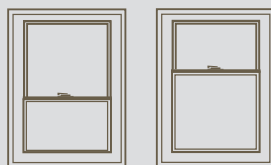


Standard

UltraVue

WINDOW STYLES

Cottage or Oriel style double hung units feature offset sash heights, which provide a more traditional or colonial look.



Oriel

Cottage



ENERGY-SAVING PACKAGES

Ideal offers a range of energy-saving glass packages that meet or exceed the ENERGY STAR® requirements for all regions in the U.S.

Energy Smart

Dual pane Insulated Glass

One surface of softcoat LowE Glass.

Airspace filled with 95% Argon Gas.

Ultra® Intercept Spacer.

THERMAL PERFORMANCE

NFRC's labels provide product-specific performance ratings for technical qualities such as U-Factor (the rate of heat loss from your home through the window during the winter), and Solar Heat Gain Coefficient (how much heat your house gains from the sun during the summer.) The NFRC label on a window gives consistent ratings that can help consumers determine both Winter and Summer performance characteristics. Look for low U-factor and SHGC numbers for highest efficiency performance.

Glass Package	U-Factor	SHGC	VT	CRF
Energy Smart	0.30	0.28	0.51	0.57

STRUCTURAL PERFORMANCE

This window has been tested to the AAMA/WDMA/CSA 101/1.S 2/A440-05 standard for product performance. A higher DP rating indicates the product has passed higher performance requirements to the AAMA/WDMA/CSA 101/1.S 2/A440-05 testing standard.

Type	Size	Rating
Double Hung	44" x 60"	DP 30

SIZE SPECIFICATIONS

Minimum Window Size	Maximum Window Size
Width 12"	Width 48"
Height 26"	Height 80"

NOTES:

- Order by WIDTH x HEIGHT only
- Width: 1/4", 1/2", 3/4", Full Inch
- Height: 1/4", 1/2", 3/4", Full Inch
- Maximum Size - 119 United Inches

Ideal Window Mfg.

100 West 7th Street • Bayonne, NJ 07002

Tel: 800-631-3400 • Fax: 800-758-7528

www.idealwindow.com



IDEAL WINDOWTM
Our name says it all!