

DuraWeld

Premium Vinyl Replacement Series

PICTURE WINDOWS REPLACEMENT WINDOW



FEATURES & BENEFITS

- ▶ **Multi-chambered heavy-duty vinyl frame.** All corners are fused together at high temperatures for extraordinary strength and provide excellent insulation.
- ▶ **Sleek, low-profile frame** provides an expanded viewing area.
- ▶ **Flat 4-Side insert option available.**
- ▶ **Several combinations** available with other styles or combined together to create a special look.
- ▶ **LIMITED LIFETIME WARRANTY**

FEATURES & SPECIFICATIONS



FRAME

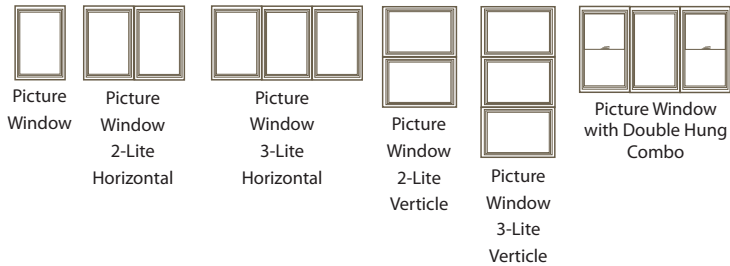
- Virgin vinyl frames are fusion welded to provide precise tolerances.
- 3 1/4" frame depth.
- Welded corners provide an additional air and water tight barrier for a home.

GLASS

- Energy efficient 7/8" insulated glass provides year round comfort.
- Glazing options available.

POSSIBLE COMBINATIONS

Below are just a few examples of the several ways you can combine a picture window together or with another DuraWeld style. An Ideal dealer can help you with the design possibilities.



COLOR OPTIONS




Linen

GLASS OPTIONS



OBSCURE GLASS





ENERGY-SAVING PACKAGES

Ideal offers the Energy Smart glass package for DuraWeld that will meet or exceed the ENERGY STAR® requirements for all regions in the U.S.

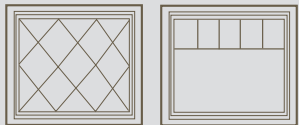

Energy Smart

Dual pane Insulated Glass

One surface of softcoat LowE Glass.

Airspace filled with 95% Argon Gas.

Ultra® Intercept Spacer.



GRIDS BETWEEN THE GLASS (GBG)



Enjoy the look of divided lites without the maintenance. Grids are placed between two panes of insulated glass, making cleaning a snap.

Select from a **contour** or **flat** grid

THERMAL PERFORMANCE

NFRC's labels provide product-specific performance ratings for technical qualities such as U-Factor (the rate of heat loss from your home through the window during the winter), and Solar Heat Gain Coefficient (how much heat your house gains from the sun during the summer.) The NFRC label on a window gives consistent ratings that can help consumers determine both Winter and Summer performance characteristics. Look for low U-factor and SHGC numbers for highest efficiency performance.

Glass Package	U-Factor	SHGC	VT	CRF
Energy Smart	0.27	0.31	0.57	0.54

STRUCTURAL PERFORMANCE

This window has been tested to the AAMA/WDMA/CSA 101/1.S 2/A440-05 standard for product performance. A higher DP rating indicates the product has passed higher performance requirements to the AAMA/WDMA/CSA 101/1.S 2/A440-05 testing standard.

Type	Size	Rating
Picture Window	48" x 48" (DSB)	DP 75

SIZE SPECIFICATIONS

Minimum Window Size	Maximum Window Size
Width 14"	Width 75-1/2"
Height 14"	Height 75"

NOTES:

- Order by WIDTH x HEIGHT only.
- Width: 1/4", 1/2", 3/4", Full Inch
- Height: 1/4", 1/2", 3/4", Full Inch
- Maximum Size - 150-1/2 United Inches

Ideal Window Mfg.
100 West 7th Street • Bayonne, NJ 07002
Tel: 800-631-3400 • Fax: 800-758-7528

www.idealwindow.com

