

PREMIUM VINYL REPLACEMENT  
WINDOWS AND DOORS








## THE IDEAL STORY

*Since Ideal began over 94 years ago, we've been dedicated to manufacturing reliable, energy-efficient windows and doors that are beautiful and worry-free.*

*Ideal began in 1924 when Irving Rogow founded his venetian blind business. By the mid 1930's he employed over 100 people. In 1942, Mr. Rogow patented an innovated venetian blind bracket that is still in use even today.*

*Gold Bond Inc. was established after World War II as a wholesaler of venetian blind supplies. In 1952 Gold Bond began manufacturing storm windows and doors. Due to its huge success in the sale of these products, the company changed its name to Ideal Aluminum Products. In 1972, 315,000 storm windows and doors were produced. At that time Ideal also entered the aluminum replacement window business. Nine years later, Rogow Window Manufacturing Company was established and vinyl windows were manufactured on a limited basis until 1983. In 1983 full-scale manufacturing of vinyl windows began at our new facility on Kennedy Boulevard in Bayonne, New Jersey.*

*Today Ideal employs over 100 people and continues to operate out of two Bayonne locations. We have been and will continue to be a leader in design, manufacturing and marketing of replacement and new construction windows. We are proud to sell windows to the children and grandchildren of some of our original customers.*



## OUR WARRANTY

Ideal's windows and doors have been designed to create a lasting impression, while adding value to your home. Our products are built for durability, security, and energy efficiency and will continue to look like new for years to come. Since we manufacture most of our own products, it's easy to honor your investment with one of the best warranties in the industry. We cover everything from the frame and sash to hardware and screens; it's our way of saying "Thank You". Being respected as a leader in the industry for over 95 years, there is no hidden cost to receive this protection. In fact, you're able to transfer this warranty on to the next homeowner. So relax - we've got you covered.

For more information on Ideal's warranty please visit our website at [www.idealwindow.com/warranty](http://www.idealwindow.com/warranty)





# ULTRA TITE

Superior Vinyl Replacement Series

## DOUBLE HUNG WINDOWS

An industry leading performing double hung window offering premium enhancements along with an array of options to suit any style or home. A multitude of thermal and energy package upgrades make this window the perfect choice for any remodeling project.

### PREMIUM FEATURES

- ▶ All Ideal windows are made from PVC vinyl. Vinyl is a great insulator, weather resistant and virtually maintenance free.
- ▶ Decorative heritage sash profiles look slimmer and provide a traditional "wood window" look.
- ▶ Overlapping interlocking sashes provide maximum view.
- ▶ Balance covers conceal balances and provide interior with a finished look.
- ▶ Extruded aluminum half screen. Full screen optional.



*Optional Foam Filling*


- 1 Vinyl fusion welded frame and sashes to provide precise tolerances
- 2 Triple seal, dedicated head jamb features an anti-drift snubber, which "snaps" the top sash into place minimizing air infiltration
- 3 Energy efficient 7/8" insulated glass provides year round comfort
- 4 Top and bottom sashes feature a heavy duty, double-wall lift handle with decorative end caps
- 5 Tilt latches allow the sashes to tilt inward for easy cleaning within the home
- 6 Teflon coated stainless steel constant force balance system allows sashes to be raised and lowered with ease
- 7 Stylish cam locks provide security and stability – Double locks are standard on all double hung windows 26" and wider

### COLORS



*Actual colors may vary from print.*


### *Triple Seal, Stepped Sill*



Advanced, triple-fin weather stripping wraps and seals the sash perimeter providing the window with one of the lowest air infiltration ratings in our industry at a .02!



*Stylish Lock*



*Heritage Style Sash*



*Shark Fin Tilt Latch*





# DuraWeld

Premium Vinyl Replacement Series

## DOUBLE HUNG WINDOWS

These windows are the obvious choice for superior energy efficiency and durability. Offering a traditional look and an exceptional value combined with an array of options to fit your style and budget.


### CLASSIC FEATURES



*Beveled Frame*



*Stylish Lock*



*Slim Line Low Profile Tilt Latch*



*Curved, easy to operate lift rails*

- ▶ Fusion welded sashes and frame add strength and thermal efficiency
- ▶ Dual weather-stripping helps reduce air infiltration
- ▶ Low profile tilt latches are flush mounted allowing you to tilt the sashes in for easy cleaning within the home
- ▶ Fully interlocking meeting rails help reduce air infiltration
- ▶ 7/8" Insulated glass provides year round comfort
- ▶ Optional Energy Smart package available
- ▶ Stepped, sloped sill minimizes air infiltration and ensures quick water drainage
- ▶ Dual seal, dedicated head jamb features an anti-drift snubber, which "snaps" the top sash into place
- ▶ Teflon coated stainless steel constant force balance system allows sashes to be raised and lowered with ease
- ▶ Balance covers conceal balances and provide interior with a finished look
- ▶ Positive cam action locks increase security. Double locks are standard on all double hung windows 26" and wider
- ▶ Extruded aluminum 1/2 screen is color matched. Full screen optional




*Standard classic linen color complements a variety of home styles.*



# SLIDER & BASEMENT HOPPER

Slider and Basement Hopper windows are complementary products to all of our product lines. When space is limited, a small slider or vent window provides ventilation for basement or utility rooms. Color matched to all of our products, these windows are both functional and efficient.



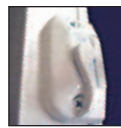
## SLIDER

Each of our slider windows feature clean lines offering a streamlined look. An advanced track system allows the sashes to glide smoothly, making them easy to operate. For comfort, easy operation, and solid performance our sliding windows get the job done!

- ▶ Our slider operates on two sets of smooth rolling composite rollers
- ▶ 2 or 3-lite units are available



*Composite Rollers on Slider*



*Stylish Lock on Slider*



## BASEMENT HOPPER

Tilting inward, our basement hopper provides both light and ventilation in many hard to accommodate areas in your home. The stainless steel hinges provide durability while the sash tilts inward with easy turn and tilt locks.



## OPTIONAL DRYER VENT



*Available for: Sliders, Hoppers, Picture Window and Double Hungs.*

No need to make holes in your walls with this optional dryer vent. The vent is recessed for added protection from the weather while the trimline quiet louver won't clatter. Designed to keep insects, rodents, and cold air outside of the home.

- ▶ Includes a 4" diameter aluminum pipe and collar
- ▶ Can be mounted vertically or horizontally
- ▶ Louver available in white only

# CASEMENT & AWNING

Our Casement and Awning windows offer exquisite beauty and excellent thermal efficiency. Casement windows open outward to 90° and can be hinged from either left or right, while Awning windows are hinged from the top. Both provide refreshing ventilation when you desire it.



## CASEMENT

Casements add that comfortable look that feels right at home, while also providing maximum ventilation. The stylish beveled sash adds curb appeal while the Truth Encore® folding handle provides a contemporary sleek look that “nests” attractively behind your window treatments.

- ▶ Depending on height, our exclusive multi-point locking system features 2, 3 or 4 keepers which ensures a weather-tight seal
- ▶ High-performance E-Gard Plus™ coating on multi-point locks outperform zinc plated hardware and provides a newer look for years to come
- ▶ 1, 2, 3, 4 or 5-lite configurations are available



## AWNING

Awning windows are appropriate for many styles of homes and look intriguing when grouped together with other windows. Hinged at the top, these windows provide ventilation while preventing rain from entering the home.

- ▶ Truth Encore™ folding handle offers a smooth, contemporary look with minimal interference with window treatments
- ▶ High-performance E-Gard Plus™ coating on hardware outperforms common zinc plated hardware and provides a newer look for years to come
- ▶ 1, 2, 3, or 4-lite vertical or horizontal configurations are available
- ▶ Several color options available including custom colors



## FEATURES & OPTIONS



*Folding Handle*



*Multi-Point Lock*



*Stylish Beveled Sash*



*Continuous Master Frame*



*Stainless Steel Coastal Hardware*



# BAYS & BOWS

Increase your interior space and add a panoramic view simply by adding a bay or bow window. Our bay and bow windows will introduce additional natural light into your home, and make any room appear larger.



## BOWS

Extending out to create the illusion of a rounded wall, a bow window consists of three or more adjoining casement windows with a slight projection.

- ▶ Available in three, four or five lites with your choice of 9 or 15 degree configurations
- ▶ 7/8" insulated glass and foam filled posts on all bow units deliver excellent thermal performance
- ▶ Furniture grade unfinished birch veneer can be finished to match any interior
- ▶ Casement windows can be fixed or operable, venting in either left or right direction
- ▶ Custom sizing and extended jamb depths for the perfect fit in any design choice



## BAYS

Add a panoramic view and increase the sense of openness to any room. A bay window is usually composed of three individual windows; the center fixed picture window and either two double hung or casement flankers offering a look from contemporary to colonial.


- ▶ Available in 30° or 45° angle configurations to meet your design standards
- ▶ The center unit can be made operational or can be split into multiple units for additional design capabilities
- ▶ Furniture grade unfinished birch veneer can be finished to match any interior
- ▶ 7/8" insulated glass and foam filled posts on all bay units deliver energy efficiency
- ▶ Custom sizing and extended jamb depths for a beautiful fit in virtually any architecture



## FEATURES & OPTIONS



*Factory Installed  
Cable Support System*



*Optional Maxx-Bay® TK  
Insulated Seatboard*



*All seatboards are made using PureBond®,  
a non toxic formaldehyde free coating*



# ENDLESS OPTIONS

High-quality options are available with the UltraTite and DuraWeld product lines. With more interior options and grid styles, your windows can easily match or coordinate your architectural design without compromising the budget.

## BLINDS BETWEEN THE GLASS

Providing privacy and light control, it's practically maintenance-free. Thermally sealed between insulated glass, privacy blinds feature a hidden cord and easily raise, lower, and tilt with a light touch. Available in select window styles.



*One-touch operation*

## COLORS



White



Tan



Sand



Espresso



Slate Gray



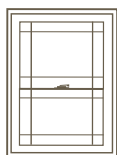
Silver Moon

**Note:** Espresso and Slate Gray available as Raise and Tilt only.

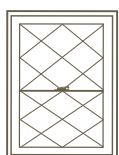
## GRID STYLES AND PATTERNS



*Colonial*



*Prairie*



*Diamond*



*Craftsman*



**Contour or Flat**



**Simulated Divided Lites**

## WOCD - WINDOW OPENING CONTROL DEVICE

Optional window opening control devices (WOCDs) are an innovative solution to address safety concerns regarding children.

Window Opening Control Device (WOCD) meet ASTM F2090-10 safety requirements.

Check local codes regarding egress and WOCDs.

### **Double Hungs**



### **Casements**




Factory-applied Window Opening Control Devices. To meet the standard, our devices limit the window's net clear opening to 4" or less.



*Utilizes a PVC coated, flexible spring steel frame that requires no attachment hardware. This makes installation and removal a one person job..*

## ULTRAVUE SCREEN



## OBSCURE GLASS



*All options are subject to product availability.  
Contact your local dealer or sales representative for more information.*





# ENERGY EFFICIENT OPTIONS

With the majority of an Ideal window being made up of glass, picking the right glass package is critical. Here at Ideal, we offer a wide range of packages to meet the performance that is right for you.

## LOWE GLASS

Designed to efficiently and transparently reflect heat, this glass helps keep your home warmer in the winter and cooler in the summer.



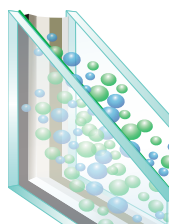
## FOAM FILLING

Foam filled frame and sashes improve the window's overall U-Value, enhancing condensation resistance and improving frame rigidity.

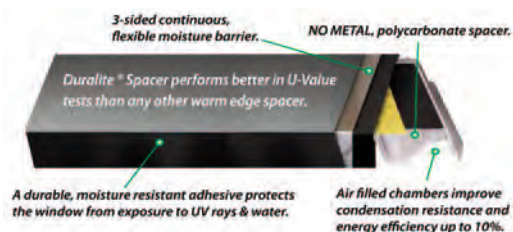


## ARGON & KRYPTON

Argon & Krypton Gas, more dense than air, slows down the movement of air within the airspace, reducing the transfer of heat to cold for improved energy efficiency.



## DURALITE SPACER



### UltraTite Double Hung Ratings

	U-Factor	SHGC
Energy Smart	0.30	0.28
Energy Gold	0.29	0.28
Energy Gold Plus	0.26	0.25
R5	0.21	0.23

Total Unit calculations are derived from computer simulations that are then verified by 3rd party testing in accordance with NFRC 100-04. Total unit performance is based on windows without grids.

Additional testing results can be found @ [www.idealwindow.com](http://www.idealwindow.com)

## PACKAGES

### ENERGY SMART: Dual pane

7/8" single strength I.G. with softcoat LowE, Argon Gas, and Ultra Intercept® Spacer.

### ENERGY GOLD: Dual pane,


7/8" single strength I.G. with LowE, Argon Gas, Foam Filled Frame and Sashes and an Tin Plated Intercept® Spacer.

### ENERGY GOLD PLUS:

Dual pane, 7/8" double strength I.G. with two coats of soft coat LowE, Argon Gas, Foam Filled Frame and Sashes and Duralite Spacer.

### R5: Triple pane 7/8" single strength I.G. with two sur-

faces of softcoat LowE, a blend of Argon & Krypton Gas, Foam Filled Frame and Sashes, and Tin Plated Intercept® Spacer.

 <b>Ideal Window Mfg.</b> UltraTite Double Hung Window IAP NCTL - 110 - 12825 - 01d Vinyl Foam Filled Frame and Sash Energy Gold + Package	
ENERGY PERFORMANCE RATINGS	
U-Factor (U.S./I-P)	Solar Heat Gain Coefficient
<b>0.26</b>	<b>0.25</b>
ADDITIONAL PERFORMANCE RATINGS	
Visible Transmittance	Air Leakage (U.S./I-P)
<b>0.40</b>	<b>≤0.3</b>

We know our Ideal windows and patio doors are energy efficient. But don't take our word for it. All Ideal products are rated, certified and labeled for U-Value, Solar Heat Gain, Visible Transmittance, Air Leakage and Condensation Resistance by the National Fenestration Rating Council (NFRC).

**Standard NFRC testing for air leakage requires all labels to read less than or equal to .3. The Ultra-Tite double hung has an actual rating of 0.02.**




# BUCKINGHAM-ECO

premium vinyl patio door series

## FEATURES

- ▶ Optional nailing fin
- ▶ Steel reinforced mechanical sash for added strength and durability
- ▶ Fully weatherstripped frame and sash provides superior resistance to air and water infiltration
- ▶ 1" thick tempered insulated glass with LowE and argon gas
- ▶ Multi-point lock offers additional security
- ▶ Available in 2, 3 and 4-panel configurations
- ▶ DP-55 structural performance
- ▶ Ultra smooth rolling hardened nylon tandem rollers



**Eco-friendly composite core**



Superior multi-point locking system comes standard on all doors.

## OPTIONS



### STANDARD ELITE HANDLE

Two-Tone color hardware options available.



White



Black



Brass



Satin Nickel

### OPTIONAL EURO STYLE HANDLES WITH KEYLOCK

Upgrade to this Euro style lock with several color options to choose from. Two-Tone color hardware options available.



White



Black

## COLORS



White



Clay/White



Brown/White



Bronze/White



Custom Painted Colors

## GRIDS




Flat or Contour Grids

## BLINDS



Blinds Between the Glass

## PET-RESISTANT SCREEN



Pet-resistant insect screening is tear and puncture resistant to prevent damage by dogs and cats. Being 7x's stronger than the standard screen, the pet screen is ideal for use in high-traffic areas.

## SECURITY



Footlock



Security Bar



Guardian Top Lock





# SERIES 1000

fully assembled vinyl patio door series

## FEATURES

- ▶ Heavy duty fully welded frame and sash with a 0.95" wall thickness that enhances thermal performance and reduces sound transmission, offering a more comfortable and quieter home
- ▶ Fully weatherstripped frame and sash provides superior resistance to air and water infiltration
- ▶ Reinforced meeting rails and pull handle for added strength and durability
- ▶ Extruded nailing fin
- ▶ Double weatherstripped interlock and reinforced meeting rails provide extra weather protection
- ▶ 1" thick tempered insulated glass provides enhanced energy savings
- ▶ Optional Low E / Argon or high performance Energy Smart glass package available
- ▶ Three standard side-lites available



## OPTIONS

### COLORS



Linen



Almond



Clay/Linen



Sahara  
Brown/Linen



Bronze/Linen




Custom Painted Colors


### GRIDS



Grids are placed inside the insulated glass unit, making cleaning a breeze.



Colonial



Prairie

### BLINDS BETWEEN THE GLASS



These cordless integral blinds with a fingertip control lets you tilt the blinds and raise and lower them the entire length of the door glass.

### DELUXE HANDLE SETS WITH KEY LOCK



Linen



Almond



Linen inside with  
black finish outside



Satin Nickel finish inside offered with  
Linen, Almond or Black outside



Brass finish inside offered with  
Linen, Almond or Black outside

### MULTI-POINT LOCK



A unique optional locking system that secures the door in two places for added security.

### FOOTLOCK



This optional lock mounts to bottom of active door panel and allows partial ventilation when door is open.



Making quality windows and doors in the United States for over 94 years.

Ideal Window Mfg.  
100 West 7th Street • Bayonne, NJ 07002  
Tel: 800-631-3400 • Fax: 800-758-7528

[www.idealwindow.com](http://www.idealwindow.com)



1.19 / 2.5m