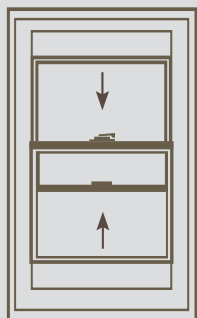


The Professional

Multi-Purpose Vinyl Window Series

DOUBLE HUNG PREMIUM VINYL MULTI-PURPOSE WINDOW



FEATURES & BENEFITS

- ▶ **Welded, multi-chambered sloped sill** design provides strength and performance with a classic wood look.
- ▶ **1" fully welded double wall interior dam leg** for improved strength.
- ▶ **Steel reinforced, integral interlocking meeting rail with dual weather-stripping** provides a strong, positive seal preventing water, air, and dust infiltration.
- ▶ **Integral J-Channel and nailing fin** simplifies window installation and siding installation in new construction.
- ▶ **Block and tackle balance system** provides smooth and easy sash operation.
- ▶ **LIMITED LIFETIME WARRANTY**

NEW ENGLAND TRIM



Optional New England trim package provides a traditional wide, flat casing look.

FEATURES & SPECIFICATIONS



Raised Contour Exterior



Stylish Lock



Low Profile Tilt Latch



Steel Reinforcement



Optional Replacement Frame

FRAME

- Fusion welded multi-chambered frame and sash for strength and durability.
- Unique raised exterior for a stylish look.
- An interior and hidden accessory groove allows for easy installation including optional 4-9/16" & 6-9/16" factory applied extension jamb.

SASH

- External glazing provides a smooth, continuous, stylish appearance when viewed from the inside of the home.

WEATHERSTRIPPING

- Fin-seal weatherstripping for optimal air and water performance.

GLASS

- Energy efficient 7/8" insulated glass provides year round comfort.
- Several energy packages available.

HARDWARE

- Low profile, decorative lock and keeper.
- 2 locks on all windows 26" and over.

SCREEN

- Electrostatic painted, extruded aluminum locking screen is color matched.
- Full screen available.

COLOR OPTIONS



Linen



Almond



Clay/Linen



Sahara Brown/Linen



Bronze/Linen

Two-Tone colors on the outside and linen white on the inside.

GLASS OPTIONS



OBSCURE GLASS

OPTIONAL FOAM FILLING



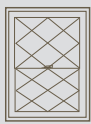
WINDOW GRIDS



Colonial



Prairie



Diamond



Craftsman

GRIDS BETWEEN THE GLASS (GBG)




Enjoy the look of divided lites without the maintenance. Grids are placed between two panes of insulated glass, making cleaning a snap.

Select from a **contour** or **flat** grid

ULTRAVUE SCREEN

This excellent visibility insect screen provides better clarity and more light through your windows.



ENERGY-SAVING PACKAGES

Ideal offers a range of energy-saving glass packages that meet or exceed the ENERGY STAR® requirements.

Energy Elite	Energy Smart
Dual pane Insulated Glass	Dual pane Insulated Glass
<p>Triple Silver LowE Glass.</p> <p>Airspace filled with Argon Gas.</p> <p>Frame and sash are foam filled.</p> <p>Ultra® Intercept Spacer.</p>	<p>One surface of soft-coat LowE Glass.</p> <p>Airspace filled with Argon Gas.</p> <p>Ultra® Intercept Spacer.</p>

THERMAL PERFORMANCE

NFRC's labels provide product-specific performance ratings for technical qualities such as U-Factor (the rate of heat loss from your home through the window during the winter), and Solar Heat Gain Coefficient (how much heat your house gains from the sun during the summer.) The NFRC label on a window gives consistent ratings that can help consumers determine both Winter and Summer performance characteristics. Look for low U-factor and SHGC numbers for highest efficiency performance.

Glass Package	U-Factor	SHGC	VT	CRF
Energy Smart	0.30	0.28	0.50	0.56
Energy Elite	0.27	0.22	0.48	0.46

STRUCTURAL PERFORMANCE

This window has been tested to the AAMA/WDMA/CSA 101/I.S 2/A440 standard for product performance. A higher PG or DP rating indicates the product has passed higher performance requirements to the AAMA/WDMA/CSA 101/I.S 2/A440 testing standard.

Type	Size	Rating
Double Hung	40" x 63" (SS)	DP 35
	40" x 63" (DS)	DP 50

SIZE SPECIFICATIONS

Minimum Window Size		Maximum Window Size	
Width	14 1/2"	Width	48"
Height	22 1/2"	Height	85"

NOTES:

- Order by WIDTH x HEIGHT only
- Width: 1/4", 1/2", 3/4", Full Inch
- Height: 1/4", 1/2", 3/4", Full Inch
- Maximum Size - 125 United Inches

Ideal Window Mfg.

100 West 7th Street • Bayonne, NJ 07002

Tel: 800-631-3400 • Fax: 800-758-7528

www.idealwindow.com

