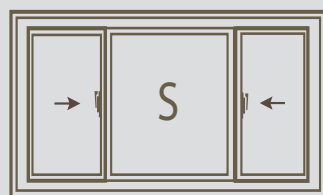




ULTRA TITE


Superior Vinyl Replacement Series

SLIDER REPLACEMENT WINDOW



FEATURES & BENEFITS

- ▶ Available in **2-Lite**, **3-Lite equal** and **3-Lite 1/4-1/2-1/4** configurations.
- ▶ **3-Lite sliders feature a fixed center panel.**
- ▶ Each operating sash **feature a pair of tandem brass rollers** which allow the sash to roll smoothly on a vinyl track.
- ▶ **Optional foam filled frame and sashes available.**
- ▶ **Anti-lift filler strips** are positioned above all operating sashes.
- ▶ **Decorative heritage sash profiles** look slimmer and provide a traditional "wood window" look.
- ▶ Operating sashes feature a **heavy duty, double-wall handle rail** with decorative end caps.
- ▶ **LIMITED LIFETIME WARRANTY.**



Heritage Style Sash



Tandem Brass Rollers



Stylish Lock



Support Bar

FRAME

- Virgin vinyl frame and sashes are fusion welded to provide precise tolerances.
- 3 1/4" frame depth.
- Support bar provides added strength to the frame and prevents sagging.

SASH

- Overlapping interlocking sashes provide maximum view and ensure positive sash-to-sash contact providing superior strength, durability, and enhances thermal performance.

WEATHERSTRIPPING

- Dual weather-stripping seals on all sash-to-sash and sash-to-frame contact points ensuring protection from the elements.
- The sashes are processed to allow the weather-stripping to run the full width or height of the sash.

GLASS

- Energy efficient 7/8" insulated glass provides year round comfort.
- Four energy packages available.

HARDWARE

- 2 locks on all windows 26" tall and taller.

SCREEN

- Electrostatic painted, extruded aluminum locking screen is color matched.
- Full screen (2-half screens) is available on a 2-lite slider.

COLOR OPTIONS



Linen



Almond



Sahara Brown/Linen



Linen/Oak

Sahara Brown on the outside and Linen on the inside.

Oak on the inside and Linen on the outside

GLASS OPTIONS



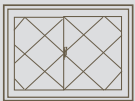
OBSOURE GLASS



ENERGY-SAVING PACKAGES

Ideal offers a range of energy-saving glass packages that meet or exceed the ENERGY STAR® requirements. Our R-5 window package qualifies for the U.S. Department of Energy's stringent Building Technologies Program for Highly Efficient R-5 Windows.

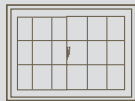
WINDOW GRIDS



Diamond



Prairie



Colonial

GRIDS BETWEEN THE GLASS (GBG)



Enjoy the look of divided lites without the maintenance. Grids are placed between two panes of insulated glass, making cleaning a snap.

Select from a **contour** or **flat** grid

SIMULATED DIVIDED LITES (SDL)

Our SDL option includes contour grids mounted on the exterior of the glass with a high bond adhesive system. A shadow bar placed between the panes of insulated glass completes the look.



SDL
Simulated Divided Lites

Note:
SDLs not available on diamond grid pattern.




PENCIL GRIDS

Select from pewter or gold-tone.

ULTRAVUE SCREEN

This excellent visibility insect screen provides better clarity and more light through your windows.



R-5	Energy Gold Plus	Energy Gold	Energy Smart
Triple pane Insulated Glass	Double Strength Dual pane Insulated Glass	Dual pane Insulated Glass	Dual pane Insulated Glass
Two surfaces of soft-coat LowE Glass. A blend of 45% Argon Gas and 45% Krypton Gas fills the sealed airspace. Frame and sash are foam filled. Warm Edge Intercept Spacer.	Two surfaces of soft-coat LowE Glass. Airspace filled with Argon Gas. Frame and sash are foam filled. DuraLite Spacer.	One surface of soft-coat LowE Glass. Airspace filled with Argon Gas. Frame and sash are foam filled. Warm Edge Intercept Spacer.	One surface of soft-coat LowE Glass. Airspace filled with Argon Gas. Ultra® Intercept Spacer.

THERMAL PERFORMANCE

NFRC's labels provide product-specific performance ratings for technical qualities such as U-Factor (the rate of heat loss from your home through the window during the winter), and Solar Heat Gain Coefficient (how much heat your house gains from the sun during the summer.) The NFRC label on a window gives consistent ratings that can help consumers determine both Winter and Summer performance characteristics. Look for low U-factor and SHGC numbers for highest efficiency performance.

Glass Package	U-Factor	SHGC	VT	CRF
Energy Smart	0.30	0.28	0.50	0.60
Energy Gold	0.30	0.28	0.50	0.56
Energy Gold Plus +	0.27	0.25	0.40	N/A
R5	0.21	0.24	0.37	0.65

STRUCTURAL PERFORMANCE

This window has been tested to the AAMA/WDMA/CSA 101/IS 2/A440-05 standard for product performance. A higher DP rating indicates the product has passed higher performance requirements to the AAMA/WDMA/CSA 101/IS 2/A440-05 testing standard.

Type	Size	Rating
Slider	63" x 44"	DP 25

Ideal Window Mfg.

100 West 7th Street • Bayonne, NJ 07002

Tel: 800-631-3400 • Fax: 800-758-7528

www.idealwindow.com



IDEAL WINDOW™
Our name says it all!